

The electrical training ALLIANCE Blended Learning

Student

- The website: blendedlearning.njatc.org
- Logging In: Your username is your email address
- Lost Password: Click the link below Sign-In on the Login page – Can also be changed by Training Director
- Recommended Operating Systems: *Windows* 7, 8, 8.1, or 10
- Needed Browsers: *IE* and/or *Edge*, *Chrome*, and *Firefox*
- Where to find help: lms-help.njatc.org
- What if I have a *MacBook*? An off-the-shelf *MacBook* with the appropriate browser will run the entire LMS **EXCEPT** for the simulators. To run those, virtualization software like *Parallels* needs to be installed that will allow the *Windows* OS to be installed. By running the *Windows* OS on the *MacBook*, all of the LMS will run.
- What if I have an *iPad*? Similar to *Android* items, off-the-shelf *Flash* will not run. The simulators and nearly all of the interactive animations will be inaccessible as well. – See note under **Machines that do not run the LMS** later in this document

Basic Blended Learning Navigation

- *Home* – Basic homepage, recommendations, and directions to help
- *My Courses* – Courses in which I have been enrolled
- *Catalog* – All courses available. If you have an enrollment in a course, you may access it from the catalog. If you do not, you will be notified of no access.
- *My Reports* – For use in viewing all personal work data.




Lesson Components

- *References*: Required reading, viewing, or using for learning the solutions or solutions methods to the lesson quiz.
- *Introductory Information*: Summary description of the lesson topic with often vitally important information for successful completion of the lesson quiz.
- *Learning Objectives*: The reason for the lesson. These are the knowledge, skills, and abilities to be accomplished once the lesson has been completed.
- *Web Resources*: External links to websites for digging deeper into relative information about the lesson topic.
- *Courseware Study Plan and Enhanced Materials*: Links to interactive activities, media clips, and reference material.
- *Lesson Activity*: When present, these are the lesson quizzes that are the main component of the homework.








Lesson Quizzes

- The first attempt is the attempt averaged into the course grades.
- Users may attempt a lesson as many times as they choose.
- Users may see all of the answers and solutions notes upon submission of first attempt.
- All attempts are individually reviewable.
- Logout due to inactivity is set at 45 minutes.
- When logged out or choosing to log out, a return to a lesson quiz remembers all work completed – meaning, a user may begin a lesson or lessons and return to them at later times or dates before fully completing and submitting, without fear of losing work.
















Machines That Run All of the LMS

- Full *Windows*  OS Machines: Laptops, Tablets, and Desktops
- Machines that have the *Windows*  OS installed on them – commonly a *MacBook*  with virtualization software like *Parallels*

Machines That Do Not Run All of the LMS

- *Chromebooks* , *Android*  OS tablets and phones, and *iOS*  tablets and phones, cannot run some to all interactive animations or any of the simulators.
- With any of the above, use of specific browsers will allow completion of **ALL** curriculum quiz items.
- Use of the *Puffin*  Browser with either *Android*  or *iOS*  machines allows use of *Flash*  quiz elements.

Things You Need to Know

- Blended Learning is a training model.
- The LMS (Learning Management System) is a content management and delivery tool.
- At times, the system will inform you when you need to use another browser over another.
- Machines used to access the LMS should stay up to date with software including but not limited to *Windows*  and *Flash* .
- The Help Videos for question types are accessed from any of the advanced style of questions. Success on those question types without viewing is very low.
- Often, references to lessons point to help videos.
- LMS Support may be accessed by all users. There, you will find answers to FAQs (Frequently Asked Questions), Hot Topics, and solutions for most if not all access concerns. A thorough reading through before starting use of the LMS will alleviate much possible pain.
- LMS Support can be accessed on every page of the LMS.
- The first line of support is your instructor. Being aware of all of the help videos, what is available with support, and knowledge of all of the elements within the topics being taught from the LMS are minimum needs.
- *Flash*  does not directly render on *Apple*  tablets or phones. Possible use of a downloadable browser like *Puffin*  is a remedy, but not an all-working choice – works for the homework, not all of the interactive activities.
- *Flash*  does not directly render on *Samsung*  tablets or phones. Possible use of a downloadable browser like *Puffin*  is a remedy, but not an all-working choice – works for the homework, not all of the interactive activities.
- A *Windows*  7 or higher OS using *IE* , *Edge* , or *Chrome*  are the only OS and browser combinations that will access the *Electrical Theory Simulator*, *Inside Transformer Simulator*, *Outside Transformer Simulator*, and *Motor Control Simulator*.
- Tablets may be used with all of the LMS, but for them to work for the everything, they must be *Windows*  based.
- *MacBook*  machines may be used for accessing the LMS. However, in order to access **all** elements of the LMS, virtualization software must be installed and then the *Windows*  7 or higher operating system.